

Personal Information



**Semilla
Bilingüe
Kids**

Transición



Alcaldía de Medellín

Personal information

Guía

Esta publicación es producto del contrato interadministrativo 4600087090 de 2020, 3.1.5.1 Programa Semilla Bilingüe para el Valle del Software, Línea estratégica 1 del Plan de Desarrollo, 2020-2023.

Daniel Quintero Calle
Alexandra Agudelo Ruiz
José Wilmar Sánchez Duque
Edwin Ferney Ortiz Cardona
Wilder Andrés Quiroz Moncada

Alcalde de Medellín
Secretaria de Educación
Subsecretario de Prestación del Servicio Educativo
Coordinador Semilla Bilingüe
Profesional Programa Semilla Bilingüe

John Jairo Arboleda Céspedes
Paula Andrea Echeverri Sucerquia
Jaime Usma Wilches
Wilson Andrés Cardona Peláez
Yolanda Saldarriaga Carvajal

Rector Universidad de Antioquia
Directora Escuela de Idiomas
Jefe, Centro de Extensión, Escuela de Idiomas
Coordinador Académico Semilla Bilingüe Kids
Coordinadora Administrativa Semilla Bilingüe Kids

Autoras

Jeanine Muñoz García
Marta Cecilia Arnedo Ortiz
Maure Carolina Aguirre Ortega
Yenny Chavarria García

Diseño y diagramación

Daniela Arbeláez López

Edición: 1

© Municipio de Medellín, 2020
Calle 44 # 52-165. Medellín,
Colombia www.medellin.gov.co




Alcaldía de Medellín

Esta es una publicación oficial del Municipio de Medellín. Cumple con lo dispuesto en el artículo 10 de la Ley 1474 de 2011 Estatuto Anticorrupción, que dispone la prohibición de la divulgación de programas y políticas oficiales para la promoción de servidores públicos o candidatos. Queda prohibida la reproducción total o fragmentaria de su contenido, sin autorización escrita de la Secretaría General del Municipio de Medellín. Así mismo, se encuentra prohibida la utilización de las características de una publicación que puedan crear confusión. El Municipio de Medellín dispone de marcas registradas, algunas de estas citadas en la presente publicación, que cuentan con la debida protección legal. Toda publicación con sello Alcaldía de Medellín es de distribución gratuita.

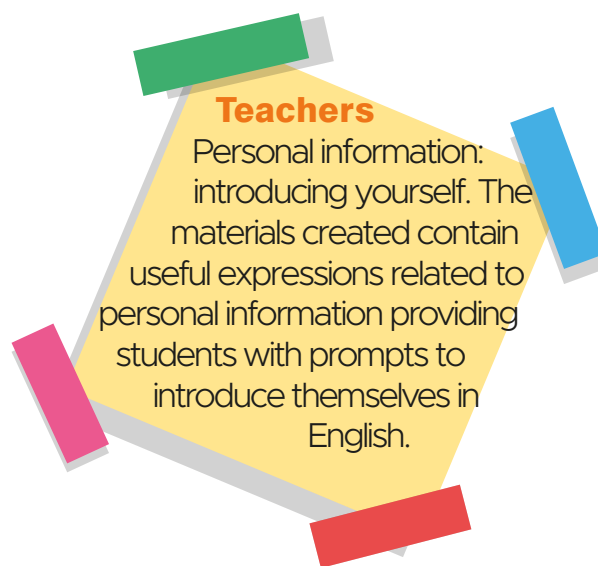
Personal Information

Activity 1. personal information (Pre-brainstorming ideas about the topic/ introducing language notions).

- ❖ Have a little talk with your students to brainstorm their ideas about the topic. You can ask the following questions:
 - If you want to introduce yourself to someone you don't know.
 - What kind of information do you provide?
 - How would you say your name/ age/ gender?
 - How would you express your preferences about colors/ toys/ food? After listening to your students' ideas, you will introduce some personal information language notions by playing the game "Roll the dice". It is a good idea to explore the material before you play the game. You can ask the following questions:
 - What's this?
 - Do you have it at home?
 - What do you use it for?



semilla
kids
Bilingüe



- ❖ You can also encourage your students to talk about it:
 - What pictures can you see?
 - If you roll the dice and you get this picture, what would you have to do?
- ❖ Tell your students they are going to roll the dice by taking turns.
- ❖ Students will complete the prompt given with your help.
- ❖ In case you have a virtual class, a virtual wheel has been (was) created to help you apply the activity.





Activity 2. Understanding personal information (While-writing).

- ❖ Students are going to work on a handout to understand and reinforce the language notions worked during the pre-stage. They have to draw and write some personal information. It would be a good idea you be a role model to your students. Work on your own handout before your students start the activity. These are the instructions:
- Write your name on the dotted line. Then, draw your face inside the frame.
- Write your age on the dotted line (number). Draw candles on the cake according to your age.
- Circle the correct word and picture according to your gender (boy or girl).
- Write the name of your favorite color. Color the balloon with your favorite color.

Activity 3. Using what I learned (Post-oral production).

- ❖ Have a final display: encourage your students to practice the language notions worked by introducing their works to the class. Remember it is a good idea to be a role model to your students before they perform the activity:
Hello class, my name is... I'm ____ years old. I'm a boy/girl. My favorite color is... Thanks for listening!



Activity 1. Roll the dice.

My favorite toy is...



My favorite food is...



I'm a boy / girl



I'm _____ years old



My name is....



My favorite color is....




semilla
kids
Bilingüe




All about me!

Activity 2. Write your name on the dotted line. Then, draw your face inside the frame.

My name is _____.



Write your age on the dotted line (number). Draw candles on the cake according to your age.



I'm _____ **years old.**




Circle the correct word and picture according to your gender (boy or girl).

I'm a boy / girl.



Write the name of your favorite color. Color the balloon with your favorite color.

My favorite color is _____.





Link Personal Information Wheel

<https://wheelofnames.com/g5p-rgt>

