









# Health: COVID 19

Student's name: \_\_\_\_\_

Media	Frequency (The time I spend on media, per day)					Example
	Never	Less than 1 hour	1-2 hours	2-5 hours	More than 5 hours	
<b>Television network</b> 						<b>Teleantioquia, Telemedellín, Caracol, RCN,</b> _____, _____.
<b>Radio</b> 						
<b>Newspaper</b> 						
<b>Reality show</b> 						
<b>Soap opera</b> 						
<b>Documentaries</b> 						
<b>Social media</b> 						
<b>Music programs</b> 						
<b>Results</b>						

## Question time!

Now, compare your results with a classmate's. Then talk about (it could be in English or Spanish):

- How many hours do you spend on media a day?  
\_\_\_\_\_
- What is the most popular media among between the two of you?  
\_\_\_\_\_
- Which one is the least preferred?  
\_\_\_\_\_
- How do you know if the information you receive through media is true?  
\_\_\_\_\_

## Family time!

Now, it is time to ask your family members about their preferred media (you can use the same chart). Ask around and present the results to them. Finally, reflect all together about question #4.

